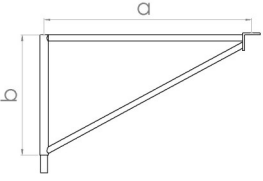
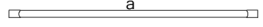

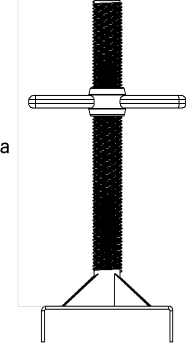


Scaffold Parts اجزاء داربست مثلی	Parts / قطعات	Dimensions / ابعاد		Weight / وزن
		a (CM)	b (CM)	KG
		120	100	10.5
		120	75	9
		120	50	8.6
		170	-	4.3
		120	-	3.2
		-	-	1.5
	50 , 60 , 70 , 80 , 90 , 100		-	

